



## IN THIS EDITION

Preface	p 1
Back in stock	p 1
New products	p 1
No longer available	p 7

## PREFACE

It's an odd fact, while I'm writing this text at the other hemisphere, where it's summer, whereas it's still almost winter with us, it seems that there is just one constant for everyone, throughout the world, it is in everybody's mouth: the actual financial crisis. The biggest problem, that people make of it, seems to be: 'how long is it going to last?' and indeed some people are looking forward to a bleak future.

Being businessman, when you know that you belong to the top in what your doing, there is no need to worry. The best ones will always have much work to do and will be needed. In case things are not going how they should be, we'll have to learn to innovate again. This is very important, in fact we don't do it enough. Trying to obtain the best results with the available means.

One can look at the crisis in a positive way, a time of opportunities, because the threshold is rather low. Everything is better accessible, concurrence who don't follow up their business properly, will go bust,

and will make space for those who dare and other smart boys. BBT loves helping such clever guys, because together you can achieve more. Cooperation, with renewed force and motivation, is the only straight way through recession, watching figures and balances, being alert, taking advantage of opportunities, which occur. That's the way how we all come stronger out.

Should there be any problems, then it's best to talk about it, to restrict damage and above all to interfere in time. Then there might be still a way back.

We wish you now, at the beginning of the spring, a fresh new start of the new season. If you have any suggestions or questions, don't hesitate to contact us. We're here for you, our customers, now, more than ever.

Bob

## NEW PRODUCTS

#0050-100 Bumper bolt, -67 (TQ)  
#0051-100 Bumper bolt, '68- (TQ)



#0050-100



#0051-100

These bumper bolts with bulging galvanised head are used for the assembly of the original bumper on the bumper support for T1. BBT 0050-100 is the longest finish which is used for the smaller round bumpers till 07/'67 and Std. till 07/'73. BBT 0051-100 is used for the angular bumpers from 08/'67. These bolts are mostly damaged during disassembly of due to corrosion. BBT has apart from the already existing zinc BBT 0050 and 0051 yet also these in a very nice chrome quality available a piece from stock.

#0275-050 Accelerator pedal mounting on floor,  
T1, 08/'57-12/'65



#0275-050

This mounting can be found on the floor near to the space for the pedals and they are used for the mounting of the accelerator pedals. For the model of the year 1958-1961 they are mounted on the middle surface of the foot. For 1962-1966 the assembly is executed on the surface the most remote of the pedal mounting eyes. In many cases this metal plate has been irreparably damaged due to corrosion or worn out or it didn't have been transferred during replacement of the floors by new exemplars. We can deliver this mounting a piece new from stock.

## BACK IN STOCK

#0215-1 Running board mat beige left  
#0216-1 Running board mat beige right

#0077-010 Bumper splash pans, T2, 08/'59-07/'67, a pair



#0077-010

These bumper splash pans are assembled between the rear bumper and the corner of the body. These pans are mostly in a bad condition. The quality of the splash pans is excellent and with the 1.00mm steel used, they are the best available on the market. Together with our original seals (BBT # 0077-05) you can perfectly restore this part of your Type 2. Sold a pair for 1 car. Already some in stock.

#0347-111 Button with axle for pop-out ivory,  
T1, 08/'65-



#0347-111

This ivory coloured button has the function to handle and to lock the side pop-out windows for model T1 08/'65-. We have them available inclusive the axle through which the hinge goes. Due to its age it can tear or break off during handling, when the hinges get stuck due to corrosion or dirt. We can deliver them now a piece from stock.

## NEW PRODUCTS

### #0362-650 Window regulator spring clip, T1, 10/'52-'64

This clip fixes the window sash on the window mechanism. When replacing the window sash or mechanism, this clip gets often lost or damaged. This small part is very important for a good working, because without it the window sash will come off the window mechanism. Used with Type 1 from 10/'52-'64 (chassis 6 502 399), Beetle convertible front 07/'64-07/'70(ch.155 000 001-ch.150 31000 000), rear from 07/'64- (ch. 155 000 001) till the End and K.G. '62-'74. Sold a piece and stock already available.



#0362-650

### #0438-103 Door lock catch front door left, T2, 08/'66-07/'79

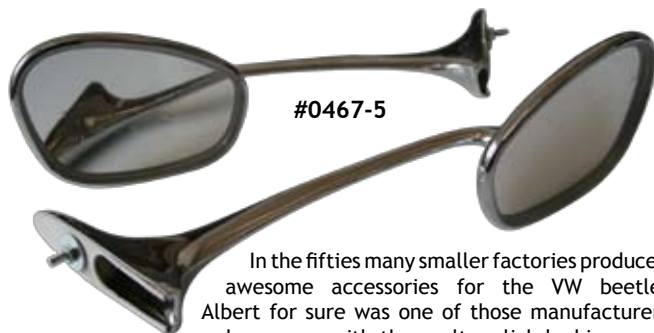
### #0438-104 Door lock catch front door right, T2, 08/'66-07/'79

These door lock catches are assembled on the B-style for T2 from year of model 1967 till 1979 inclusive. They take care of the guiding and locking of the door lock on the body. In many cases these guiding seals are lost or the lock pin is worn out, which makes that the door is rattling or in the worst case the door won't close anymore. These lock catches are original from VW do Brasil and they are sold a piece and available from stock.



#0438-103 #0438-104

### #0467-5 'Swan neck' mirrors, T1, -08/'66, pair



#0467-5

In the fifties many smaller factories produced awesome accessories for the VW beetle. Albert for sure was one of those manufacturers and came up with these ultra slick looking swan neck mirrors. Swan necks are mounted in the front of the chrome trim on the front inner fenders. These stylish rear view mirrors do add a big aerodynamic look to your car and are a perfect fit accessory for each beetle with wide mouldings. BBT stepped up and added high quality reproductions from these mirrors in to our program for you. The mirrors do come in a "BBT approved packaging" and are sold a pair. Available straight from our warehouse.

### #0510-001 Reverse lockout plate under shifter



This plate can be found under the shifter extension with T1, '72-'79 and T2, -'71. They see to it that the guiding of the shifter during shifting gear, so that can be prevented that a wrong gear is selected. If it's damaged the shifter won't be guided properly, resulting in damage in the guiding between the shifter and the gear box or in extreme cases even in damage of the gear box. As from now we deliver them original, a piece and from stock.

### #0402-3 Aluminium moulding set Type 1, -'51 (7 pieces) #0402-4 Aluminium moulding set Type 1, '51-'52 (7 pieces)



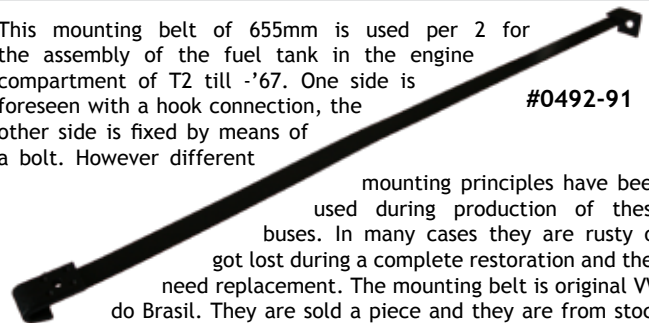
#0402-3

#0402-4

These moulding sets are made to measure for split bugs. Like the running board moulding (BBT 0200-3) we have chosen for brushed aluminium, so it isn't polished because originally these mouldings weren't polished either. The difference between the 2 models is the length of the front hood moulding. As from the beginning of 1951 an emblem has been placed above the door handle, which made that a shorter moulding was used. Sold a set for 1 car. Stock already available.

### #0492-91 Mounting belt fuel tank, T2, with hook connection

This mounting belt of 655mm is used per 2 for the assembly of the fuel tank in the engine compartment of T2 till -'67. One side is foreseen with a hook connection, the other side is fixed by means of a bolt. However different



#0492-91

### #0516-95 Glove box door, T2, '68-'79

This glove box door is a often used part and therefore it breaks down quiet frequently. After many years of use the spring, which keeps the door upwards will be bad.



#0516-95

This glove box door is like original without a hole for the lock, as not everyone has a lock. Sold a piece and stock is already available.

## NEW PRODUCTS

### #0517-100 Washer for lower hinge pin vent wing, T2, '52-'67



This washer is an important part of the vent wing with buses from 1952 till 1967 inclusive. This one has a particular design, essential for the correct assembly of the lower hinge mechanism. This washer is sold a piece and is already available from stock.

### #0523-001 Emergency brake handle button black

### #0523-003 Spring brake handle button

### #0523-007 Dowel pin hand brake handle, T2, 12/'53-07/'79

### #0523-008 Clips for brake handle dowel pin, T2, 12/'53-07/'79

### #0523-101 Dowel pin for hand brake handle, T2, 08/'67-07/'79

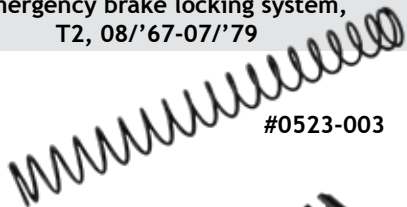
### #0523-103 PVC guiding for hand brake handle, T2, 08/'67-07/'79

### #0523-104 Dowel pin for emergency brake locking system, T2, 08/'67-07/'79

### #0523-105 Spring emergency brake locking system, T2, 08/'67-07/'79



#0523-001



#0523-003



#0523-007



#0523-008



#0523-101



#0523-103



#0523-104



#0523-105

These parts are used with the hand brake lever mechanism for buses and they are indispensable for the proper functioning of the hand brake/emergency brake. Due to the increasing demand of spare parts for hand brakes, we try to complete our program as much as possible. All above mentioned parts are original VW and more parts for hand brake lever mechanism will follow in the future. All parts are sold separately and they are available from stock.

### #0524-573 Ring under door handle silverbeige, T2, 08/'58-09/'65



This ring can be found under the door handle of the front door with buses from 08/'58 till 09/'65 inclusive. They see to a nice connection and finishing of the door handle (BBT 0524-575). In many cases this ring has been damaged due to frequent use and wear and tear, and it will need to be replaced. As from now we deliver them a piece from stock.

### #0524-600 Cab door inner grab handle Type 2, '68-'79 (black)

This door handle is mounted at the inside of the cab door with Type 2, '68-'79. Due to frequent use they are most of the times worn out or have broken off. They can be placed quickly with 2 screws. The door handle is completely in black and delivered without screws. Sold a piece and already some in stock.



#0524-600

### #0517-102 Washer for lower hinge pin vent wing, T2, '52-'67



You can find this washer under the spring of the vent wing hinge pin of T2, '50-'67. They are used to secure the lower mounting screw nut. During restoration of the vent wing it gets inevitably damaged due to disassembly and therefore you've got to replace it. The washer is original VW do Brazil and is sold a piece. Stock is already available.

### #0524-17 Mounting screw trimplate door handle, T1, 08/'67-

This mounting screw is used for the fixing of the trimplate of the inner door handle (BBT 0524-15) with T1 from model year 1968. In many cases they get damaged or lost during disassembly, which causes much annoyance during assembly of parts of the door. As from now we can deliver them original. They are available a piece and from stock.



#0524-17

### #0524-552 Inner door handle side door silverbeige, T2, 03/'50-07/'67

This inner door handle sits at the inside of the side doors with delivery vans and mini buses T2 from 03/'50 till 07/'67 inclusive for the control of the side door locking. In many case they are damaged due to frequently use and material fatigue and they need replacement. This handle is sold a piece and is already available from stock.

### #0524-561 Sliding door handle cap silver beige, T2, 08/'67-07/'79



This cap is fixed over the screw of the inner sliding door handle with T2, 08/'67-07/'79. In many cases is has got lost in the course of years or the cap has been damaged during disassembly. The cap is original and ivory coloured. It is sold a piece and is already available from stock.

### #0524-571 Inner door handle cabin door grey, T2, 03/'60-12/'63

### #0524-575 Inner door handle cabin door chrome, T2, 08/'58-12/'63



#0524-571



#0524-575

This handle is located at the inside of the front doors and takes care of the control of the locking system of the door. In many case they are damaged due to frequent use, material fatigue and in the case of the chrome by corrosion and therefore they need replacement. As from now we deliver them a piece from stock.

## NEW PRODUCTS

- #0636-950 Light switch button black, 5mm, -'66
- #0636-951 Light switch button ivory, 5mm, -'66



These switch buttons are located on the light switch and the wiper switch, mounted on the dashboard. The choke cable and the ashtray -'66 have also such buttons. After many years these buttons have disappeared or are damaged due to heavy use. As from now BBT has these button a piece for sale in black (BBT 0636-950) and in ivory (BBT 0636-951).

- #0668-815 Direction indicator switch button black, T2, 03/'55-07/'65, T1, 10/'52-07/'60
- #0668-816 Direction indicator switch ivory, T2, 03/'55-07/'65, T1, 10/'52-07/'60
- #0668-817 Direction indicator switch grey, T2, 03/'55-07/'65, T1, 10/'52-07/'60



This button is located on the lever of the direction indicator switch with T2, 03/'55-07/'65, T1, 10/'52-07/'60 and they make sure that the switch is easy to use. If you install a new switch, it's logical to mount also a new button. The old button needs probably to be replaced because it's too old. It's quiet possible that you miss only the button, but that the original switch is still working. Now you can replace the button only, and recover the original switch. We deliver them in 3 colours, black (BBT 0668-815), ivory (BBT 0668-816) and grey (BBT 0668-817). These buttons are available a piece from stock.

- #0888-050 Engine side panel left, T1, -'60
- #0888-051 Engine side panel right, T1, -'60
- #0888-070 Engine side panel left, T1, '67-'74
- #0888-071 Engine side panel right, T1, '67-'74



#0888-050 #0888-051 #0888-070 #0888-071

These panels can be found in the engine side left and right of the engine against the inner fender. They take care of the connection of the body against the engine block, so that no dirt and dust can get into the engine compartment. These panels strengthen also the rear part of our beloved VW bug. As from now we can deliver them with the correct profile and fit in an excellent quality a piece from stock. Model '60-'67 will follow...

- #0668-800 Direction indicator switch, T2, 03/'55-05/'60
- #0668-810 Direction indicator switch, T2, 08/'57-07/'65



This indicator switch can be found on the steering column just below the steering wheel and is used for the manoeuvre of the wipers with buses from the years 03/'55-07/'65. The type with 3 connecting wires (BBT 0668-800) is used for types till 05/'60. From 08/'57 there is however also the 6 wires finish (BBT 0668-810) in use on versions for export. Due to frequent use the authentic switch can fail which can lead to the non-functioning of the indicator switches, which we certainly can't miss in the actual traffic. The indicator switch button is available separately (BBT 0668-815/816/817). It is sold a piece and already available from stock.

- #0723-10 Rear hood handle seal, T2, 08/'71-07/'79

This seal is assembled between the rear hood and the outer handle/lock and prevents that dirt and dust from outside gets into the rear hood. This seal is most of the times damaged because it's so old and needs replacement. It is sold each and the stock is already available.



- #0854-050 Floor plate left, Type 1, -'55, OE-quality
- #0854-060 Floor plate left, Type 1, '56-'70, OE-quality
- #0855-050 Floor plate right, Type 1, -'55, OE-quality
- #0855-060 Floor plate right, Type 1, '56-'70, OE-quality



These floor plates are developed to comply to the actual demand for quality products. They are made from 1.20mm thick steel, like they were made originally by Volkswagen. In order to facilitate transportation, the jacking point and the rear part haven't been assembled and are delivered loose. Sold a piece per side. Stock already available.

## NEW PRODUCTS

### #0890-136 Reservoir cap in front floor pan, T2, '59-'67

This cap is assembled in the floor pan of the cabin with Type 2, '59-'67 (BBT 0890-135) and it facilitates the refilling of the brake fluid reservoir. If you replace the floor pan, you need normally also to replace the cap. Most of the times it is broken or lost and needs replacement. That's why we have taken them into our program. Sold a piece and stock is already available.



#0890-136

### #1370-007 Bushing for steering column steel T1, '80- / 1303, '75-

This undulating ring is to be found on the steering column under the steering wheel and prevents play from the steering wheel axle into the steering column. Due to usage of this ring play gets on the steering wheel, which can lead to deviant roadability. We can deliver this piece from stock each.



- #1379-100 Torsion arm upper left, T1, '65-, original
- #1379-101 Torsion arm upper right, T1, '65-, original
- #1379-102 Torsion arm lower left, T1, '65-, original
- #1379-103 Torsion arm lower right, T1, '65-, original



These new torsion arms are Volkswagen original and they leave the VW factory mounted with an original suspension ball joint! Second hands become rather scarce and are mostly worn out, resulting in inferior road-holding a part from extra damage to bearings and bushings and that also the suspension doesn't function properly with. Sold a piece and stock is already available.

### #1597-001 Washer cylinder stud, ø10.5

You can find this washer under the screw nut (BBT 1597) for the assembly of the cylinder heads for cylinder studs of 10mm and they are considerably thicker than those you find in the normal shops. This part is indispensable for the good assembly of the cylinder heads during a complete revision of the engine. This washer is sold a piece and stock is already available.



### #1651-100 Engine case stud seal M10

This seal is located between the 2 carter parts around the studs. It takes care of a good plugging, and prevents loss of oil through the studs. During a revision of the short block, this part is indispensable to drive free of oil leakage. This seal is original and sold a piece. Stock is already available.



### #1248-001 Brake caliper bolts T1 (2)

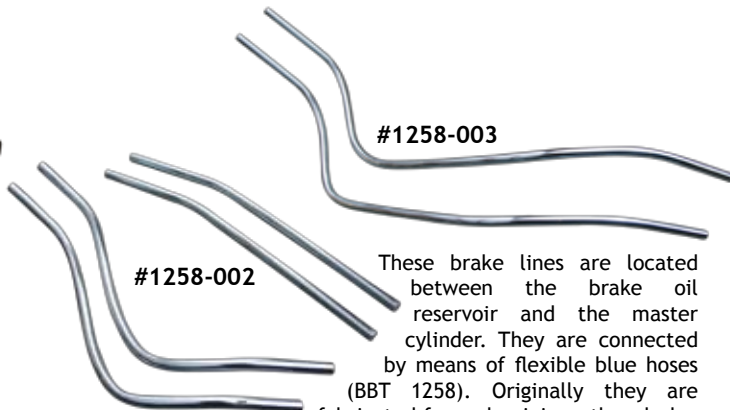
These bolts are indispensable for the good assembly of the brake calipers (BBT 1248) for T1 & T3 with brake discs finish. In many cases the authentic bolts have been damaged due to disassembly or formation of rust. As from now we deliver them from stock a pair for 1 brake caliper.



#1248-001

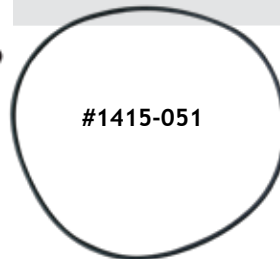
### #1258-002 Brake line reservoir to master cylinder steel, T1, 08/'67-

### #1258-003 Brake line reservoir to master cylinder steel, 1302/03



These brake lines are located between the brake oil reservoir and the master cylinder. They are connected by means of flexible blue hoses (BBT 1258). Originally they are fabricated from aluminium, though due to corrosion of the brake fluid and rust they are in many cases damaged or no longer suitable for the safe functioning of the brake system. As from now we deliver them from stock a set for 1 car.

### #1415-051 Rubber seal gear box side cover, T1, '65- / T2, '65-'67



#1415-051

You can find this rubber seal between the side cover and the gear box housing and it keeps the gear box leakproof. These seals are available in 2 diameters. We have now the larger one separately for sale. They are sold a piece and are already in stock.

### #1492-200 Transmission nose cone, Type 2, 07/'59-'67

This transmission nose has been used originally with Type 2 from 07/'59-'67. The nose on itself won't be almost never bad, as long as you replace the suspension seal (BBT 1485-2) in time. This is used often during assembly of a younger type of gear box on a body till 1959. The advantage of it is that you don't need to adjust the body and you can use the same gear box support. They are also used when you wish to mount a type 1 gear box in a bus with the intention to eliminate the reduction box. It is absolutely necessary to use this nose, because when you keep the nose of the Type 1 gear box, you won't be able to mount the shift rod due to the difference in height with the control shaft of the gear box. They are delivered inclusive the seal (BBT 1492). Due to the increasing demand after this product, we have it yet new in our program. Sold a piece and stock is already available.



#1492-200

## NEW PRODUCTS

### #1763-01 Seal push rod tube 25-30H.P.

This seal is located at both side of the push rod tube (BBT 1755) with 25-30 H.P. engines and they seal the oil between the engine case, the push rod tube and the cylinder head. This seal closes correctly on all level so that leakage will be avoided. As from now BBT will deliver them in German quality a piece from stock. For each engine you need 16 pieces.



### #1819-001 Seal for oil pressure screw in case

This seal is located under the oil pressure screw (BBT 1819-0) at the underside of the engine case and is essential for a good sealing. During disassembly it is irreversibly damaged and must be replaced. The seal is sold a piece and is already in stock.



### #2209-101 Washer spring cooling fan, T1

### #2209-102 Washer cooling fan, T1

### #2209-103 Adaptor cooling fan, T1



#2209-101

#2209-102

#2209-103

These spare parts are used for the assembly of the cooling fan on the shaft of the dynamo/alternator to aim the cooling of the engine block. These parts must be in an impeccable condition to prevent that the cooling fan comes loose, resulting the failure of the cooling. As from now we can deliver them original from stock. Sold a piece.

### #7570-052 Space lower sliding door guide, T2



#7570-052

You can find this spacer at the underside of the sliding door with T2 between the lower guiding arm (BBT 7570-001) and the sliding door. It's for the adjustment of the conductor so that the sliding door will function optimally. We offer them originally from VW Brazil. They are sold a piece and stock is already available.

### #8050-100 Front door lock catch screw, T1, -'58 / T2, -'63



This mounting screw has been duly made with round head and screwdriver groove. In many cases they got unusable during disassembly of the lock catch (BBT 0438-20) or by corrosion. They take care of a good assembly of the door lock catch, which is important for a good closing of the door. Sold a piece and already available from stock.

### #8050-101 Allen key bolt door hinge/lock catch, T2, 08/'66-07/'79



This mounting bolt has been made with round head and Allen. The bolt is used for the assembly of the door lock catch for T2, 08/'66-07/'79 (BBT 0438-103/104) and for the door hinges of T2, -'75. They make a good assembly of the door lock catch and the hinge possible and they are important for the good closing of the door. Sold a piece and they are already available from stock.

### #1782-152 Rocker shaft washer spring, 12-1600cc, VW Brazil

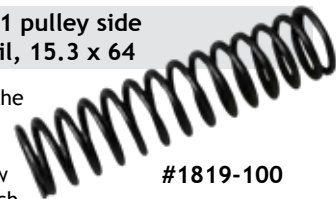
This spring washer is located between the washers on the rocker shaft and they centre the rocker with preservation of play. For each rocker shaft you need 4 pieces. They are original VW do Brazil and they are sold a piece. Stock is already available.



#1782-152

### #1819-100 Oil pressure spring T1 pulley side engine case VW do Brasil, 15.3 x 64

This oil pressure spring is located at the bottom of the engine case (BBT 1656) under a sealing screw (BBT 1819-0) at the pulley side. Cold oil with low viscosity will push the piston, which is on this spring, due to the developing pressure. Consequently the oil will be lead directly from the oil pump to the bearings by executing a bypass on the oil cooler. The warming up of the oil will be accelerated and therefore the oil cooler will be protected against overpressure, which can provoke leakage or even an explosion of the oil cooler.  $\varnothing 15.3 \times L 64$ mm as been used in the VW do Brasil engine case (BBT 1656). The spring is sold a piece and is already available from stock.



#1819-100

### #2447 Relay for wiper timer, T1, 08/'71-



The interval relay is optionally used with T1 from 08/'71 and USA. An additional switch position has to be available on the wiper switch. It can be obtained by a small adaptation. The relay is original and is sold a piece. Stock is already available.

#1819-100

### #7570-022 Bracket for rubber sliding door lock centering, T2, '75-



This bracket is the holder for the rubber lock centering (BBT 7570-020) and is mounted by using a centering ring (BBT 7570-021). These parts are necessary for a good guiding when closing the sliding door. The bracket is sold a piece and we can deliver them from stock VW Brazil original.

### #7570-053 Outer bolt space lower sliding door guide, T2



This square spacer is located between the mounting bolt and the lower sliding door guiding arm (BBT 7570-001). It takes care of the good assembly of the conductor arm. This part can get lost due to corrosion or during restoration. The spacer is available a piece and already deliverable from stock.

### # 9677 Airstreme roof rack, Type 1

Flat 4 has assumed the rights from the Spanish manufacturer of the original Airstreme roof rack. At first sight they resemble our 'Vintage Speed' roof racks (BBT 0487-02), but the difference is that they meet better the demands of a good roof rack, as arches at the front and the rear of the roof rack hold back the luggage. They are sold a piece and stock is already available.



## NO LONGER AVAILABLE

0198-1	No longer available
0538-72	No longer available
0630	No longer available
0889-33	Use 0889-31 + 0889-16 + 0889-18
0889-34	Use 0889-32 + 0889-17 + 0889-19
0889-45	No longer available
1207	Use 1205 + 1257-20 or 1257-21
1404	Use 1404-100
1677-1	No longer available
1901	No longer available
2445	Use 2446
2561	No longer available
2903	Use 2904
5575	No longer available

Price modifications are indicated on the pricelist itself!



**WWW.BBT4VW.COM**

BBT a toujours un stock des combis split!  
Pour plus info, consultez notre site svp

**Demandez votre revendeur de pièces BBT**  
par mail: [supervvw@bbt4vw.com](mailto:supervvw@bbt4vw.com)  
par téléphone: **0032 (0)3 633 2222**  
Pour le revendeur le plus proche de chez vous!

**JANTES STYLE 356**

**5 trous**  
2564 Jante chromée 4.5"  
2565 Jante chromée 5.5"  
2564-1 Jante grise 4.5"  
2565-1 Jante grise 5.5"



**2564-1**

**4 trous**  
2566 Jante chromée 4.5"  
2567 Jante chromée 5.5"  
2568 Jante grise 4.5"  
2569 Jante grise 5.5"



**2567**

**POIGNÉES DE PORTES**  
Combi 1963 à 1968  
la paire

**0425-750**

**PRODUCTION BBT!**

**AUTOMÈTRES, Ø 52mm**  
2605-01 Voltmètre 8-18V  
2605-02 Contenu essence  
2605-03 Température d'huile 60-170°C  
2605-04 Pression d'huile 0-7 Bar  
2605-05 Température d'eau 40-120°C





**2605-03**

**HTTP://CATALOG.BBT4VW.COM**

